



PRODUCT DESCRIPTION

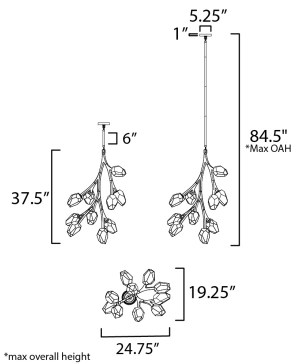
A branched frame inspired by a close observation of nature. Finely engineered and designed in delicate detail, the soft Gold finish pairs with organically formed Morning Frost glass that is partially frosted to conceal the LED light source within. Contemporary in design and soft in nature, this collection complements both modern and transitional aesthetics.

MEASUREMENTS



DIMENSION : 24.75" L x 19.25" W x 37.5" H
 MAX OAH : 84.5" OAH
 CANOPY : 5.25" W x 1" H x 5.25" L
 HANGING WEIGHT : 15 lb

LAMPING

INPUT VOLTAGE : 120V
 LUMENS : 5,000 Rated (4,000 Del.)
 BULB : 1 x 4W LED G9 , 40W Total
 BULB INCLUDED : (Included)
 DIMMABLE : ELV or Triac
 CRI : 80 CRI
 COLOR_TEMP : 3000K



FINISHES OPTION

-  Black (BK)
-  Natural Aged Brass (NAB)

GLASS

Clear and Frosted 93

MATERIAL

Steel, Aluminum

RATINGS

cETLus
 Dry Location



ADDITIONAL

SLOPE: 30
 RATED LIFE 25000 Hours
 OPERATING TEMPERATURE:
 -20°C (-4°F), 40°C (104°F)

Always consult a qualified electrician before installing any lighting product.



WESTERN DISTRIBUTION CENTER (HEADQUARTER)
 253 NORTH VINELAND AVE | CITY OF INDUSTRY, CA 91746
 EASTERN DISTRIBUTION CENTER
 101 GARDNER PARK | PEACHTREE CITY, GA 30269
 P. 626.956.4200 | F. 626.956.4225 | maxlighting.com